

The background of the slide is a close-up photograph of several ripe red raspberries. The berries are a vibrant red color with a textured surface of small drupelets. They are arranged in a cluster, with some berries in sharp focus and others slightly blurred in the background. The lighting is soft, highlighting the natural texture and color of the fruit.

Bramble Culture and Management

Joseph A. Fiola, Ph.D.

Specialist in Viticulture and Small Fruit
University of Maryland Extension

What Is A “Bramble”?

- Any plant belonging to the genus *Rubus*
- Member of the rose family (Rosaceae)
 - Close relatives include strawberry and rose
 - More distant relatives include apple and pear
- Brambles have perennial crowns with biennial shoots
 - 1st year **primocanes** grow vegetatively
 - 2nd year **floricanes** bear fruit and die

Bramble Types

- Red raspberries (includes gold/yellow)
 - Floricane-bearing (summer)
 - bear fruit on 2nd year floricanes
 - Primocane-bearing (fall or everbearing)
 - bear fruit on 1st year primocanes (and 2nd year floricanes)
- Black raspberries – floricanes; primocane?
- Purple raspberries – floricanes
 - black/red hybrid
- Blackberries – floricanes; new primocanes
 - Thorny
 - Thornless

Bramble Production

Bramble Types



Bramble Production

Red/Black Raspberry Components



Cultivar	ORAC ¹	Ellagic ¹ Acid mg/g	Vitamin ²			Fiber ² Total Dietary
			A	C	E	
<u>Black</u>						
Bristol	303-364	0.52	50	10	14	43
Jewel	415-451	0.39	70	10	10	38
<u>Red</u>						
Caroline	213	0.30	380	152	18	28
Heritage	53-90	---	280	115	15	27

¹Brunswick Laboratory – 2001

²Covance Laboratory – 2001



The Mid-Atlantic Berry Guide



for
Commercial
Growers
2013–2014

TABLE OF CONTENT

Acknowledgments

List of Tables and Figures

Chapter 1: Preplant considerations

Chapter 2: Soil Management and Nutrition for Berry Crops

Chapter 3: Pesticides, Pesticide Safety, and Chemical Fumigation

Chapter 4: Weed Management

Chapter 5: Wildlife Damage control in Commercial Plantings

Chapter 6: Strawberries

Chapter 7: Blueberries

Chapter 8: Brambles

Chapter 9: Gooseberries and Currants

Appendix A: Expanded Special Topics

Appendix B: Diagnostic Services

Appendix C: Nursery Sources of Berry Plants

Appendix D: Production Supplies and Services

Appendix E: Additional Sources of Information

Complete Guide as pdf

Copyright Information

This publication is available in alternative media on request.

Penn State is committed to affirmative action, equal opportunity, and the diversity of its workforce.



Bramble Varieties

Summer-Bearing Red Raspberry Varieties



- Early

‘Boyne’, ‘Prelude’, ‘Reveille’, ‘Lauren’

- Mid-Early

‘Canby’, ‘Killarney’, ‘Tulamagic’



- Mid-Late

‘Nova’,

- Late

‘Encore’





‘Reveille’

Bramble Production

‘Lauren’



Bramble Production

‘Prelude’



‘TulaMagic’



‘Encore’

,



Primocane Bearing

Red Raspberry Varieties

- Early

‘Polana’ ‘Jaclyn’ ‘Autumn Britten’ ‘Caroline’

- Mid-Late

‘Josephine’, ‘Heritage’, ‘Himbo Top’, ‘Joan J’

‘Crimson Giant’

- Golden

‘Anne’

‘Jaclyn’





Floricanne Bearing Purple Raspberry Varieties

- ‘Royalty’
 - Red or purple
- ‘Brandywine’





Florican Bearing Black Raspberry Varieties

- 'Bristol'
- 'Jewel'
- 'Mac Black'



Primoncane Bearing Black Raspberry Varieties

‘Niwot’



Floricanne Bearing Thornless Blackberry Varieties

- Semi-Erect
 ‘Chester’, ‘Triple Crown’
 ‘Natchez’
- Erect
 ‘Apache’ ‘Arapaho’
 ‘Ouachita’ ‘Navaho’



Primocane Bearing Blackberry Varieties

- Prime Ark 45
- Prime Ark Freedom (TL)
- Prime Ark Traveler (TL)



Floricanne Bearing Thorny Blackberry Varieties

- 'Choctaw'
- 'Black Butte'
- 'Kiowa'
- 'Chickasaw'
- 'Shawnee'
- 'Illini Hardy'
- 'Chesapeake'





“Armed and dangerous”

Types of Bramble Propagules



Dormant sucker



Tip-layer



**Tissue-culture
plug**

Bramble Establishment

Planting Procedure

- Order disease free tested stock
- Plant early spring – mid-late April
- Raised beds
- Plastic mulch (white on black)
 - Landscape cloth?
- Drip irrigation
- Year 2 – remove plastic (reds)
- Fruit in second leaf

Bramble Establishment

In-Row Plant Spacing

- Red floricane raspberries – 24-36"
- Black raspberries – 30" – 36"
- Blackberries
 - thornless – 48"-60"
 - thorny – 36"
- Red primocane raspberries – 18-24"

Bed 8' – 12' spacing between rows



Bramble Irrigation and Fertigation

**Never plant a
small fruit crop
without irrigation!
(Source: Anyone with
any experience or
interest in profit)**

Advantages of Drip Irrigation

- Efficient placement
 - Under plastic
 - Do not wet leaves – disease management
 - Less weed encouragement
 - Economic, environmental, regulatory concerns
- Controlled volume
 - accurate even application
- Precise timing
- Fertigation
- Establishment
 - Preplant opportunity for chemigation
 - Minimum leaching of pre-plant applied fertilizer

**Small fruit crop
irrigation need:
1-2 inches per week
25-30 inches per
season**



Fertigation



Bramble Production

Nitrogen Nutrition (lbs. of N/Acre)

Type	Year	Irrigated	Non-Irrigated
		Clay-Loam-Sand	Clay-Loam-Sand
Primo Red Rasp	1	25–30-40	25-30-35
	2	50-60-70	50-65-70
	3+	80-90-100	70-80-90
Flori Red Rasp Blackberries	1	25-30-35	25-25-30
	2	40-45-50	35-40-45
	3+	50-60-70	40-50-60
Flori Purp Rasp	1	25-25-30	20-20-25
Flori Black Rasp	2	35-40-45	25-30-35
	3+	45-50-60	30-40-45

(Table 8.5 Mid-Atlantic Berry Guide; Brambles p.179)



Bramble Training

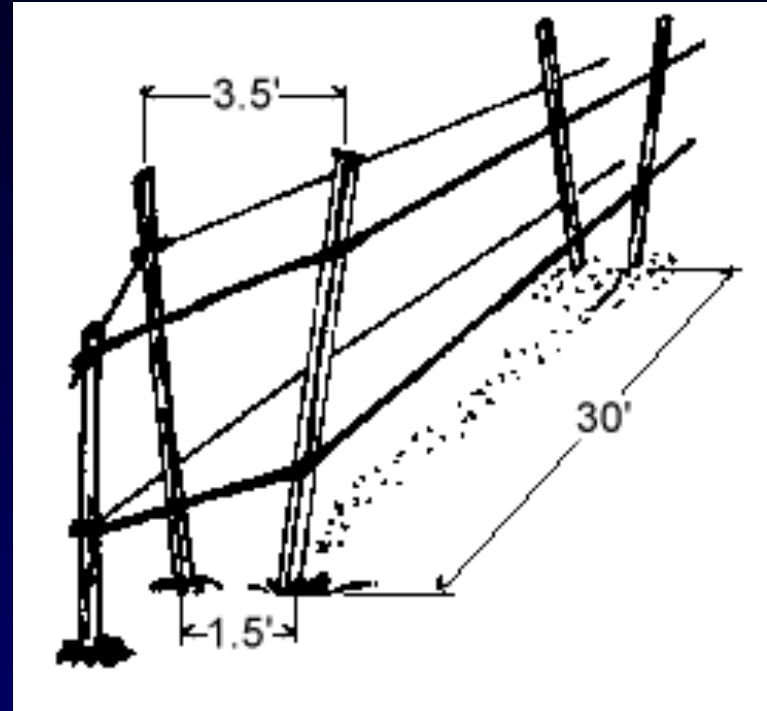
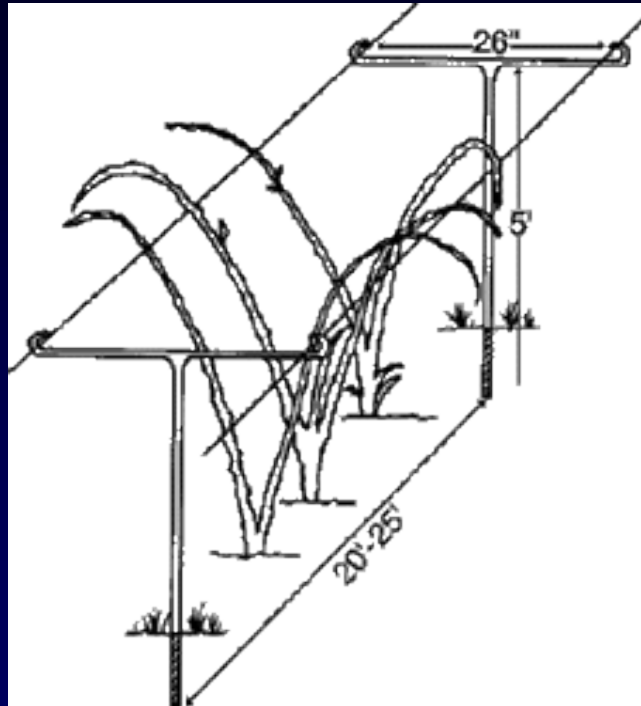
Red Raspberry Pruning



Before winter pruning

After winter pruning

Red Raspberry V Trellis

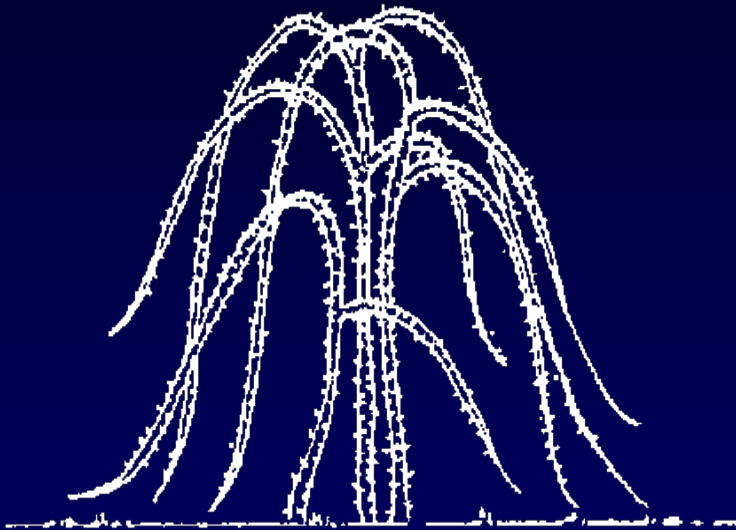


Bramble Production



**Narrow
“|”
Trellis**

Black Raspberry Training

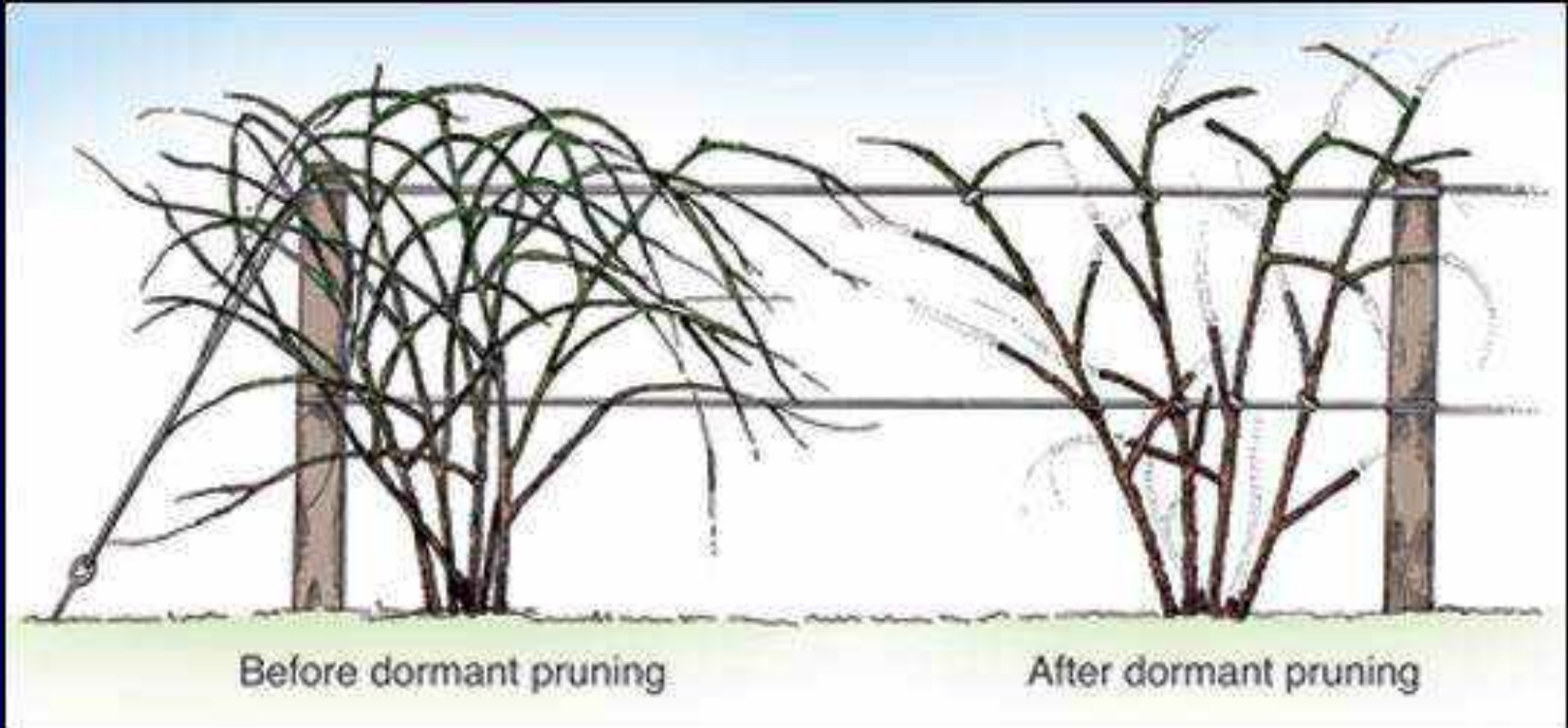


Before winter pruning



After winter pruning

Blackberry Pruning





UNIVERSITY OF
MARYLAND
EXTENSION

Joseph A. Fiola, Ph.D.

Specialist in Viticulture and Small Fruit
Western MD Research & Education Center
18330 Keedysville Road
Keedysville, MD 21756-1104
301-432-2767 ext. 344; Fax 301-432-4089
jfiola@umd.edu
<http://extension.umd.edu/smallfruit>